

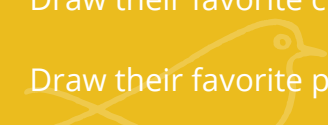




# 101+



## THINGS TO DO WITH A BOOK



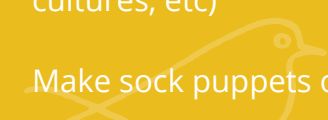
- 1** First and Foremost – Select A Book Using Your Eyes or Touch
  - 2** Look at the cover and predict what it will be about
  - 3** Pre-read it
  - 4** Practice writing over the name of the Title, Author, Illustrator
  - 5** Go on a picture walk
  - 6** Read it
  - 7** Read it again aloud to family
  - 8** Act it out
  - 9** Talk about it
  - 10** Talk about the characters
  - 11** Talk about their favorite character
  - 12** Talk about the important things that happened
  - 13** Talk about their favorite part
  - 14** Talk about the most exciting part
  - 15** Talk about how the story (or episodes made them feel)
  - 16** Talk about related experiences they have had
  - 17** Talk about how they would have acted/reacted if they were in the same situation
  - 18** Discuss the parts of the book that remind them of other books
  - 19** Draw their favorite character
  - 20** Draw their favorite part
- 
- 
- 

- 21** Read it again pointing to the text as you read
- 22** Make up a new ending
- 23** Create a collage to represent the theme of the book
- 24** Make a story quilt
- 25** Copy illustrations to represent different parts of the story and sequence them
- 26** Read it again substituting the child/children's names
- 27** Talk about/identify the title of the book
- 28** Make up a new title for the book
- 29** Talk about/identify the front cover, back cover, title page, and spine of the book
- 30** Design a new cover for the book
- 31** Construct a mobile illustrating the book
- 32** Make a clay model of a character
- 33** Make puppets to use in retelling the story
- 34** Make a mural of the book
- 35** Tape-record the book to listen to over and over
- 36** Make-up a new story
- 37** Illustrate the new story
- 38** Read the new story
- 39** Create a new story by substituting key
- 40** Write a letter to one of the characters



- 41 Write a letter as one of the characters
- 42 Make a Venn diagram and compare two characters in the story
- 43 Make a Venn diagram and compare two books with the same theme
- 44 Make a Venn diagram and compare two books by the same author
- 45 Make a graph of the character traits
- 46 Draw a map of the book's setting
- 47 Create an advertisement or ad campaign for the book
- 48 Read it backwards
- 49 Create a song
- 50 Write a poem about the story
- 51 Locate all the colors in the book and graph the frequency
- 52 Locate all the shapes and graph the frequency
- 53 Look for a letter they know
- 54 Look for a letter in their name
- 55 Look for an upper case letter
- 56 Look for a lower case letter
- 57 Look for their favorite letter
- 58 Look for the letter \_\_\_\_\_
- 59 Look for the sound \_\_\_\_\_
- 60 Look for a small word



- 
- 
- 
- 61** Look for a medium sized word
  - 62** Look for a large word
  - 63** Look for a word that starts with \_\_\_\_\_
  - 64** Make/use a flannel board
  - 65** Use the illustrations to play "Search and Find." (in the book or around the house)
  - 66** Sing the story
  - 67** Use sound effects found in the story (knocking, music, blowing, etc.)
  - 68** Copy the cover and color it
  - 69** Copy the cover and cut it to make a puzzle
  - 70** Make a diorama from a scene in the story
  - 71** Write a sequel to the book
  - 72** Tell the story in a different language
  - 73** Count the pages
  - 74** "Book-in-a-Bag" Find items around the house that relate to the story and put them in the bag....Discuss
  - 75** Create a painting with book theme
  - 76** Rhyme words found in the title/story
  - 77** Find opposites
  - 78** Using sidewalk chalk, go outside and draw something from the book
  - 79** Using the topic/theme of the book, research it some more...(countries, animals, cultures, etc)
  - 80** Make sock puppets of characters

- 81** Create a TikTok dance about the story
- 82** Create a costume for a character
- 83** Design set scene out of cardboard box
- 84** Graph site words
- 85** Make a story chain with pictures
- 86** Make a story chain with words
- 87** Act out the story
- 88** Write a review of the story
- 89** Create a Twitter/Facebook bio for one of the characters
- 90** Make a comic strip based on the story
- 91** Do a newscast of the story
- 92** Research the author of the book
- 93** Make a game board based on the story
- 94** Wall story shown in pictures
- 95** Debate the issues of the story
- 96** Choose a character you are most like
- 97** Choose a character different from you
- 98** Create a recipe from the story
- 99** Make a bookmark of the story
- 100** Create an advertisement of this book



- 101** Make as many words as you can from the title
- 102** LOVE IT!--Share your book with a friend
- 103** Choose another book and start the list again

**CONTACT INFORMATION:**



833.ITS.FACE (833.487.3223)



[info@parentschoolpartnerships.com](mailto:info@parentschoolpartnerships.com)



[www.parentschoolpartnerships.com](http://www.parentschoolpartnerships.com)

